

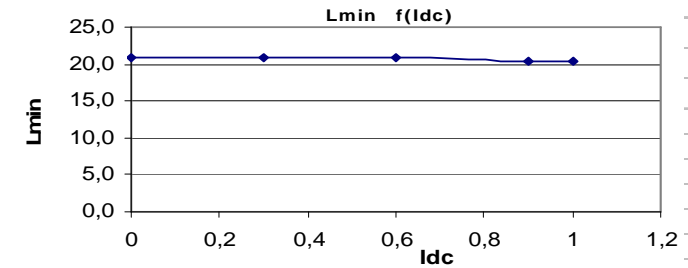
Resistance = 90mΩ max

Frequency kHz	Ripple Current	10%ΔI	20%ΔI	30%ΔI
25	Total losses mW	30	30	30
	ΔT°C	4	4	4
50	Total losses mW	30	30	30
	ΔT°C	4	4	5
75	Total losses mW	30	30	30
	ΔT°C	4	5	5
100	Total losses mW	30	30	30
	ΔT°C	4	5	5

L f(Idc) Inductance Values

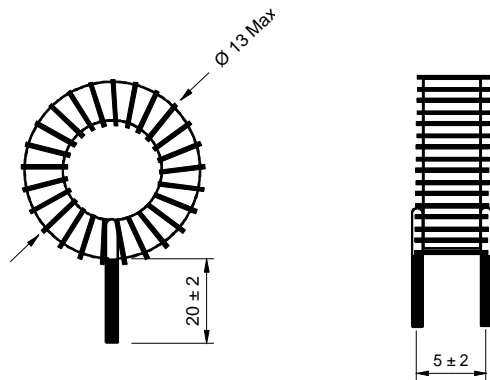
Idc (A)	Lmin (μH)
0	20,9
0,3	20,9
0,6	20,8
0,9	20,5
1	20,4

Electrical data @ 25°C

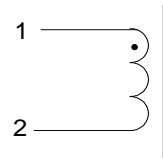


TPE P/N : 77154SNV

Mechanical dimensions



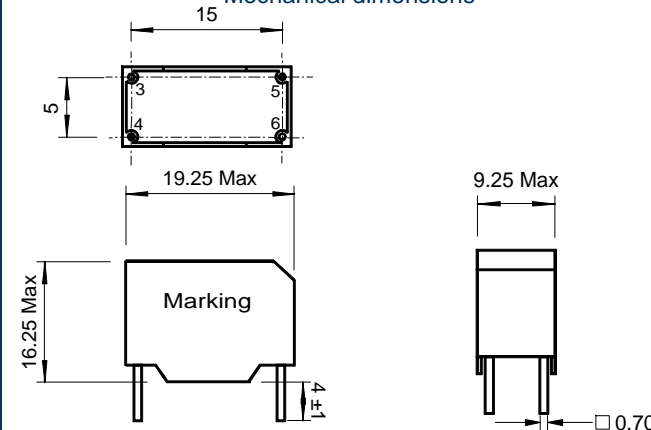
Schematic



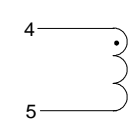
Inductance 1-2
Implantation in holes : 0.6 mm

TPE P/N : 77154BV

Mechanical dimensions



Schematic



Inductance 4-5
Blind pins 3-6
Implantation in holes : 1,3 mm